



### District Report Card: 2017


<b>State:</b> Odisha	<b>District:</b> Kalahandi
<b>Class:</b> 8	<b>Subject:</b> Mathematics
<b>Schools:</b> 49	<b>Students:</b> 1158


### Participation/Coverage


#### Students

<div>GENDER</div> <div></div>	Boys				Girls			
	Number		%		Number		%	
	587		50.69		571		49.31	

<div>AREA</div> <div></div>	Rural				Urban			
	Number		%		Number		%	
	1158		100.00		0		0.00	

<div>CATEGORY</div> <div></div>	SC		ST		OBC		GEN	
	Number	%	Number	%	Number	%	Number	%
	262	22.63	385	33.25	499	43.09	12	1.04

<div>CWSN</div> <div></div>	LD	VI	HI	S&LD	ID	Oth
	1	3	0	0	0	1

<div>Management</div> <div></div>	Government			Government-aided		
	Number		%	Number		%
	1147		99.05	11		0.95

### Average Performance of Students in Mathematics (%)

Overall	Gender		Area		Management		Social Group			
	Male	Female	Rural	Urban	Govt.	Aided	SC	ST	OBC	GEN
37.42	37.18	37.66	37.42	0.00	37.44	35.15	36.82	36.62	38.08	48.89

## Performance on Learning Outcomes (LOs)

Learning Outcomes	Description	Average Performance(%)
M601	Solves problems involving large numbers by applying appropriate operations	34.39
M606	Solves problems on daily life situations involving addition and subtraction of fractions / decimals	36.84
M620	Finds out the perimeter and area of rectangular objects in the surroundings like floor of the class room, surfaces of a chalk box etc.	40.51
M621	Arranges given/collected information in the form of table, pictograph and bar graph and interprets them	32.11
M702	Interprets the division and multiplication of fractions	38.00
M705	Solves problems related to daily life situations involving rational numbers	29.10
M706	Uses exponential form of numbers to simplify problems involving multiplication and division of large numbers	37.07
M707	Adds/subtracts algebraic expressions	45.08
M710	Solves problems related to conversion of percentage to fraction and decimal and vice versa	30.78
M717	Finds out approximate area of closed shapes by using unit square grid/graph sheet	37.89
M719	Finds various representative values for simple data from her/his daily life contexts like mean, median and mode	45.43
M721	Interprets data using bar graph	43.20
M801	Generalizes properties of addition, subtraction, multiplication and division of rational numbers through patterns	27.55
M802	Finds rational numbers between two given rational numbers	38.44
M803	Proves divisibility rules of 2, 3, 4, 5, 6, 9 and 11	46.49
M804	Finds squares, cubes, square roots and cube roots of numbers using different methods	36.73
M808	Uses various algebraic identities in solving problems of daily life	42.52
M812	Verifies properties of parallelogram and establishes the relationship between them through reasoning	30.50
M818	Finds surface area and volume of cuboidal and cylindrical object	24.15
M819	Draws and interprets bar charts and pie charts	40.59

Range of Performance of Students who Answered Correctly							
Below 30%		30% - 50%		50% - 75%		Above 75%	
Number	%	Number	%	Number	%	Number	%
524	45.25	332	28.67	205	17.70	97	8.38

## Lowest Performing Learning Outcomes (LOs)

- 1 - Finds surface area and volume of cuboidal and cylindrical object (24.15)
- 2 - Generalizes properties of addition, subtraction, multiplication and division of rational numbers through patterns (27.55)
- 3 - Solves problems related to daily life situations involving rational numbers (29.10)

- 4 - Verifies properties of parallelogram and establishes the relationship between them through reasoning (30.50)
- 5 - Solves problems related to conversion of percentage to fraction and decimal and vice versa (30.78)